

VERSYMMETRIC® TECHNOLOGY

Challenger Lifts' Versymmetric® technology brings flexibility to any service bay while also ensuring the safe lifting of any vehicle. **Versymmetric® lift technology, established in 1992 by Challenger, combines a Symmetric and an Asymmetric lift into one!**

Safely accommodating vehicles from compact cars to full-size trucks, our Versymmetric® lifts use an offset arm design that allows you to service a wide range of vehicles from the same service bay.





- Challenger's Versymmetric® Technology, with a 3-Stage offset front arm design, allows for the safe symmetric lifting of trucks or asymmetric lifting of other small vehicles within the same service bay.
- DirectSPOT™ Technology, created by the Versymmetric® offset arms, **allows the user to save time spotting a short wheelbase vehicle by eliminating the struggle to re-position vehicles as is the case with most symmetrically designed lifts.**



MODEL # VLE10

Challenger's VLE10 brings flexibility to any service bay with 3-Stage Versymmetric® Front arms and 2-Stage Rear arms. It's 11' 11⁷/₈" column height fits in shops with 12' ceilings. Double telescoping screw pads, jacketed pulley-less single-point mechanical lock release and rubber door guards all come standard.



-  **12' MINIMUM**
-  **14' RECOMMENDED**
-  **24' RECOMMENDED**
-  **208-230V, 1PH, 20A**

SPECIFICATIONS

MODEL NUMBER	VLE10
Lift Configuration	Versymmetric®
Rise Height	74 ³ / ₄ "
Overall Height	11' 11 ⁷ / ₈ " or 13' 11" w/ ext LE2P10EH2
Overall Width	10' 11 ⁵ / ₈ "
Drive Thru Clearance	8' 2 ³ / ₈ "
Floor to Overhead Switch	Standard 11' 5"
Front Arm Reach	Min 22 ⁵ / ₁₆ " Max 39 ³ / ₈ "
Rear Arm Reach	Min 38 ³ / ₈ " Max 55 ³ / ₈ "
Screw Pad Height	Min 4 ¹ / ₄ " Max 6 ³ / ₄ "
Required Ceiling Height	Standard 12'
ALI® Certified	