






16K HD ADJUSTABLE CL16

This 16,000 lbs. 2-Post Lift boasts optimum flexibility and meets ALI®/ANSI® safety standards. It features **adjustable column extensions to accommodate three settings for height** from either 13' 6" to 14' 6" or add 2' column extensions to go from 15' 6" to 16' 6". **Standard features include 3-stage front and rear arms and low-profile arm supports for a full swing.**

SERVICE BAY SPECIFICATIONS

-  **HEIGHT:** 13' 6" minimum
-  **WIDTH:** 16' recommended
-  **DEPTH:** 28' recommended
-  **POWER:** 208-230v, 1pH, 30a
-  **CONCRETE:** 4" reinforced, 3500+ PSI, cured 28 days free from cracks and seams



MODEL NUMBER	CL16-0-3S			CL16-2-3S		
Description	16K Standard			16K Extended Height		
Lifting Capacity	16,000 lbs.					
Lift Configuration	Symmetric					
Arm Configuration	3-Stage Front & Rear					
Max. Load Per Arm	4,000 lbs.					
Rise Height Max. with Stack Adapters	Min. 7½" Max. 81½"					
Overall Height Options	13' 6"	14'	14' 6"	15' 6"	16'	16' 6"
Overall Width Options	Standard - 12' 10¾" +6" - 13' 4¾" +12" - 13' 10¾"					
Floor to Overhead Switch	12' 11"	13' 5"	13' 11"	14' 11"	15' 5"	15' 11"
Arm Reach	Min. 36¾" Max. 75"					
Screw Pad Height	Min. 4¾" Max. 6½"					
Between Columns	Standard - 10' +6" - 10' 6" +12" - 11'					
Rise Time	62s					
Min. Ceiling Height Required	13' 8"	14' 2"	14' 8"	15' 8"	16' 2"	16' 8"
ALI® Certified	<input checked="" type="checkbox"/>					

