





MEDIUM-DUTY MOBILE COLUMN LIFTS

MODEL # CLMM-5000

Capable of lifting 20,000 lbs. on any solid surface. Built with a heavy-duty tow handles and spring-loaded, caster wheels. These mobile columns are perfect for servicing EVs.



MODEL # CLMM-5000

-  **14' 8" MINIMUM**
-  **14' RECOMMENDED**
-  **28' RECOMMENDED**
-  **BATTERY**

MODEL NUMBER	CLMM-5000
Lifting Capacity	5,000 lbs.
Height of Lift Unit (A)	88½"
Overall Height of Lift Unit at Full Rise (B)	13' 1½"
Width of Lift Unit (C)	38½"
Length of Lift Unit (D)	46¾"
Max. Lift Height (E)	69"
Wheel Diameter (F)	Min. 6" - Max. 22"
Max. Hydraulic System Operating Pressure	2,230 psi
Lift Speed (Max. Load)	60" per minute
Weight of Lift Unit	870 lbs.
Footprint of Lift Unit	450 sq. in.
Ground Pressure for each Lift (Max. Load)	13 psi
Turning Radius of Lift Unit	50½"
Operating Peak Power	4HP
Operating Voltage	24 VDC Nominal
Charger Voltage Required	120-240 VAC @ 60 Hz
Charger Amps Required	2.8 amps
ALI® Certified	<input checked="" type="checkbox"/>

