





# 10K SHORT-RISE SCISSOR LIFT SRM10

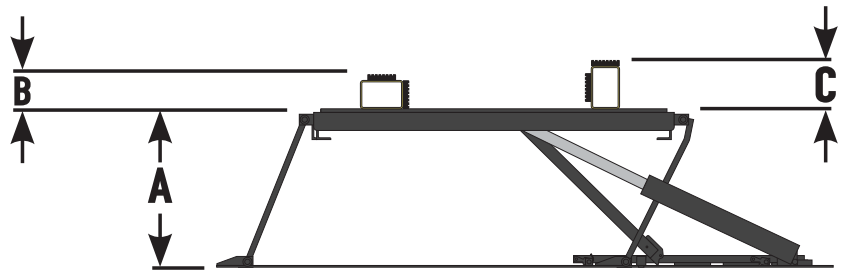
This **6,000 lbs. lift**, with **six locking positions**, saves **valuable shop space** while lifting small passenger cars to light-duty trucks for brake and tire service.

**Reach more vehicle lift points** with included **3" & 7" Extension Adapters**.

Additional features include a rotating arm design with rubber pads and a low drive-over clearance.



-  **12' MINIMUM**
-  **12' RECOMMENDED**
-  **28' RECOMMENDED**
-  **208-230V, 1PH, 20A**



MODEL NUMBER	SRM10
Lifting Capacity	<b>10,000 lbs.</b>
Rise Height (A)	22"
Low Adapter Position (B)	4¾"
High Adapter Position (C)	6¾"
Overall Width (D)	85" (+2½" for handle)
Outside Width of Platforms (E)	72"
Width Between Platforms (F)	23"
Overall Platform Length (G)	50"
Overall Ramp & Platform Length (H)	82½"
Overall Length (I)	92⅞"
Lowered Height	4¼"
Locking Bar Heights	13¾", 18¼", 21¼"
Rearward Movement	13¼"
Standard Motor/Voltage	1HP, 115v, 60Hz, 1Ph
ALI® Certified	<input checked="" type="checkbox"/>

